

Scaled data based on original data using
LM-79-08 Approved Method: Electrical and Photometric Measurements of Solid-
State Lighting Products

Test Report Prepared for
Cooper Lighting Solutions
(formerly Eaton)

Brand: INVUE

Report Number: P141238

Luminaire Tested: **ECM-E03-LED-E1-SL4-8030**

Issue Date: 03/03/2020

Test Information

Test Method: LM-79-08
Report Number: P141238
REPORT IS SCALED FROM IESNA LM-79-08 TEST DATA (P33692)
Test Lab: INNOVATION CENTER-P3
Issue Date: 03/03/2020
Manufacturer: COOPER LIGHTING SOLUTIONS (FORMERLY EATON)
Product Line: INVUE
Catalog Number: ECM-E03-LED-E1-SL4-8030
Description: EPIC CLASSICAL MEDIUM DECORATIVE LED LUMINAIRE
(3) LIGHTBARS WITH AccuLED OPTICS - TYPE 4 W/ SPILL LIGHT CONTROL
Light Source: (63) 3000K CCT, 80 CRI LEDs
Ballast/Driver: -

Summary

Lumens per Lamp: N/A
Luminaire Lumens: 7149 lumens
Efficiency: N/A
Efficacy: 95.1 lumens/watt
Luminous Opening: Rectangular (W 0.5' x L: 1' x H: 0')
IES Classification: Type IV - Short - Semi-Cutoff
BUG Rating: B1 - U0 - G2

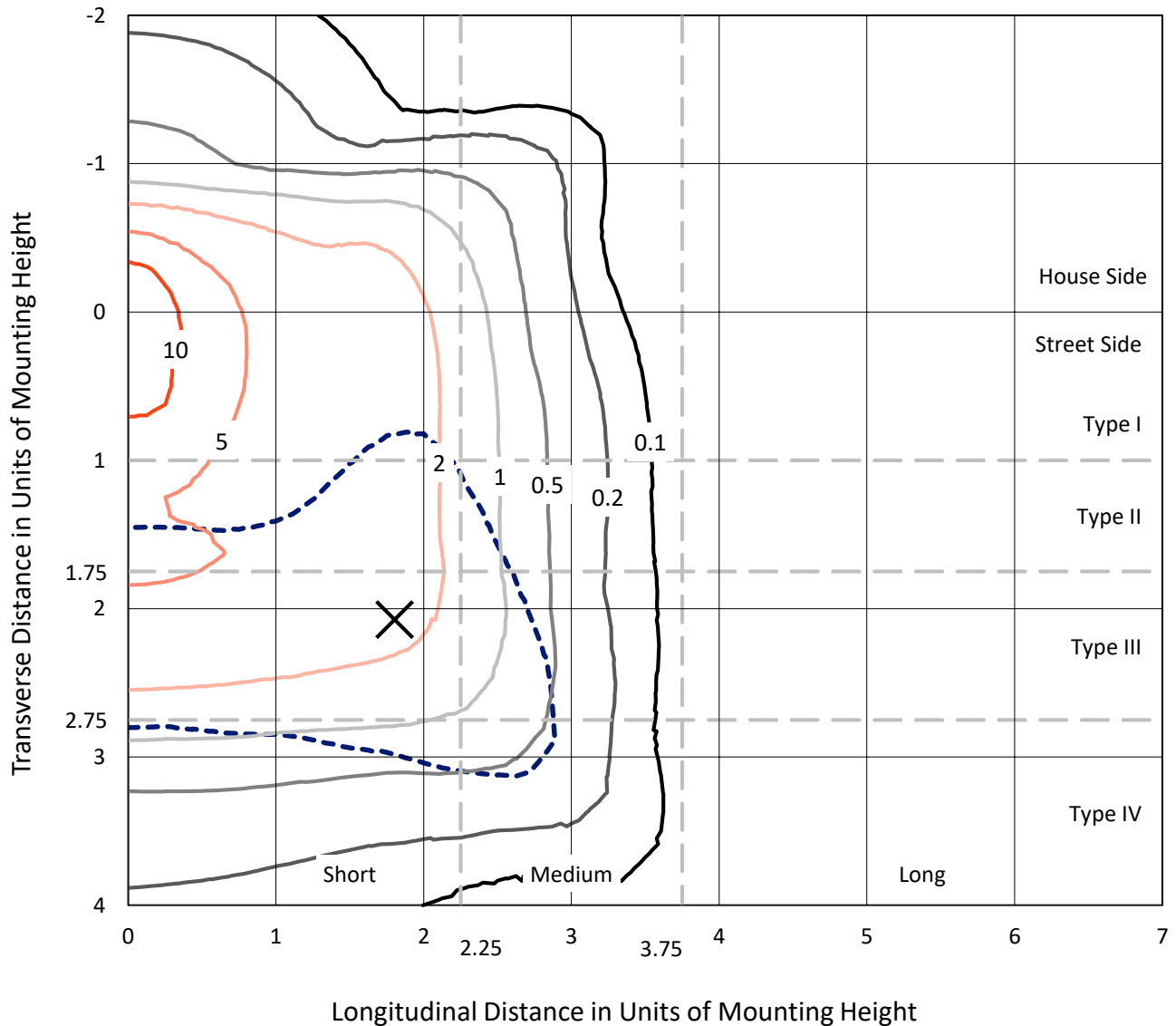
Input Watts (W): 75.2
Input Voltage (V): NR
Input Current (Ain): NR
Voltage Rise (V): NR
Power Factor: NR
Total Harmonic Distortion (THDi): NR
Frequency (hertz): 60
Stabilization Time: NR
Operation Time: NR
Ambient Temperature (°C): NR
Test Distance: 25 FT



REPORT NUMBER: P141238
 CATALOG NUMBER: ECM-E03-LED-E1-SL4-8030

Iso-Footcandle Lines of Horizontal Illumination

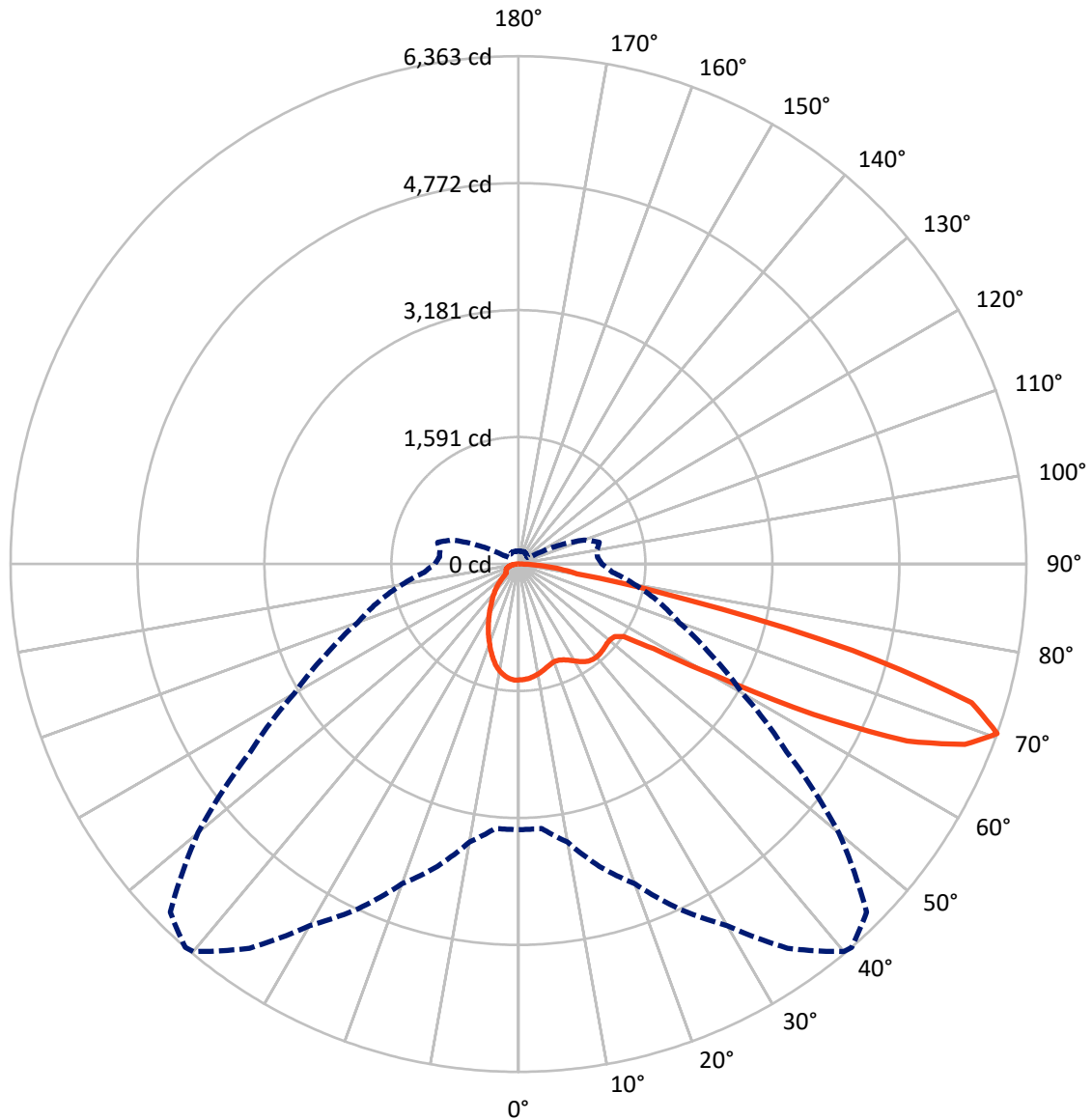
✕ Max cd
 - - - 1/2 Max cd



Based on 10 foot mounting height. Maximum calculated value = 14.5 fc
 Type IV - Short - Semi-Cutoff

REPORT NUMBER: P141238
CATALOG NUMBER: ECM-E03-LED-E1-SL4-8030

Luminous Intensity Polar Plot



— Vertical Plane Through 41-Deg Lateral - - - Horizontal Cone Through 70-Deg Vertical

REPORT NUMBER: P141238

CATALOG NUMBER: ECM-E03-LED-E1-SL4-8030

FLUX DISTRIBUTION:

		Downward	Upward	Total
House Side	Lumens	1533.8	0.0	1533.8
	% Fixture	21.5	0.0	21.5
Street Side	Lumens	5615.1	0.0	5615.1
	% Fixture	78.5	0.0	78.5
Total	Lumens	7149.0	0.0	7149.0
	% Fixture	100.0	0.0	100.0

Coefficient of Utilization

ZONAL LUMENS:

Zone	Lumens	% Fixture
0°-10°	135.1	1.9
10°-20°	362.3	5.1
20°-30°	523.8	7.3
30°-40°	666.7	9.3
40°-50°	785.6	11.0
50°-60°	1202.0	16.8
60°-70°	2234.1	31.3
70°-80°	1078.3	15.1
80°-90°	161.1	2.3
90°-100°	0.0	0.0
100°-110°	0.0	0.0
110°-120°	0.0	0.0
120°-130°	0.0	0.0
130°-140°	0.0	0.0
140°-150°	0.0	0.0
150°-160°	0.0	0.0
160°-170°	0.0	0.0
170°-180°	0.0	0.0
0°-90°	7149.0	100.0
0°-180°	7149.0	100.0



REPORT NUMBER: P141238

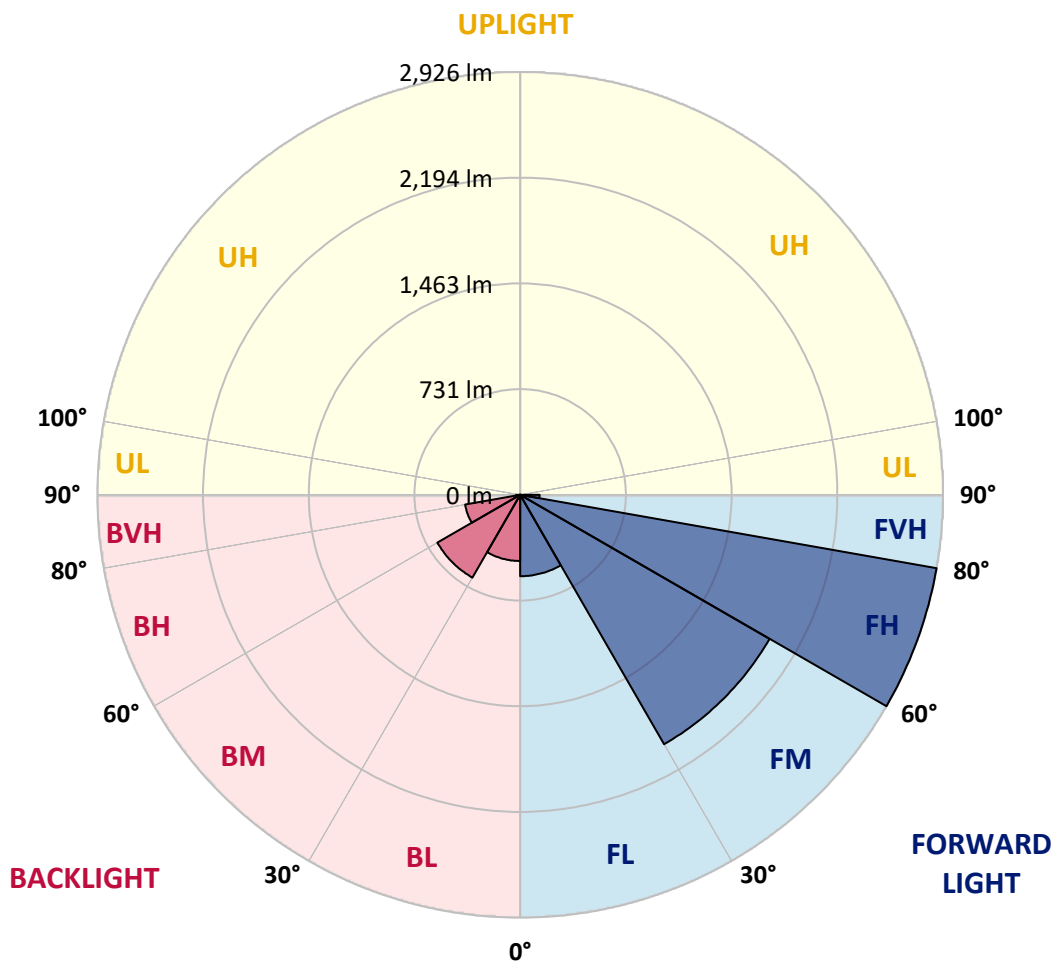
CATALOG NUMBER: ECM-E03-LED-E1-SL4-8030

LUMINAIRE CLASSIFICATION SYSTEM LUMEN TABLE AND BUG RATING:

Zone	Lumens	% Fixture	Zone Rating/Lumen Limit		
			B	U	G
FL (0°-30°)	563.1	7.9			
FM (30°-60°)	1992.6	27.9			
FH (60°-80°)	2925.7	40.9			G2/5000
FVH (80°-90°)	133.9	1.9			G2/225
BL (0°-30°)	458.2	6.4	B1/500		
BM (30°-60°)	661.7	9.3	B1/1000		
BH (60°-80°)	386.8	5.4	B1/500		G1/500
BVH (80°-90°)	27.2	0.4			G1/100
UL (90°-100°)	0.0	0.0		U0/0	
UH (100°-180°)	0.0	0.0		U0/0	

BUG Rating: B1-U0-G2

Type IV Short





REPORT NUMBER: P141238

CATALOG NUMBER: ECM-E03-LED-E1-SL4-8030

CANDELA DISTRIBUTION (FULL):

	0°	5°	10°	15°	20°	25°	30°	35°	40°	41°	45°
0°	1452.5	1452.5	1452.5	1452.5	1452.5	1452.5	1452.5	1452.5	1452.5	1452.5	1452.5
2.5°	1452.5	1454.2	1453.4	1451.7	1450.0	1450.8	1450.0	1449.1	1449.1	1448.3	1447.4
5°	1445.8	1449.1	1446.6	1444.9	1442.4	1442.4	1441.5	1439.8	1438.2	1437.3	1435.6
7.5°	1431.4	1434.8	1433.1	1431.4	1428.9	1427.2	1423.8	1422.1	1420.4	1419.6	1417.1
10°	1412.0	1413.7	1412.0	1408.6	1406.9	1406.1	1404.4	1401.0	1397.6	1396.0	1393.4
12.5°	1386.7	1387.5	1385.8	1384.1	1381.6	1381.6	1379.1	1376.5	1371.5	1369.8	1363.9
15°	1364.7	1362.2	1360.5	1359.7	1358.8	1354.6	1355.4	1351.2	1342.8	1340.3	1333.5
17.5°	1358.8	1356.3	1355.4	1352.9	1351.2	1346.2	1341.1	1332.7	1318.3	1315.8	1305.7
20°	1375.7	1375.7	1373.2	1371.5	1369.0	1359.7	1348.7	1332.7	1306.5	1300.6	1287.9
22.5°	1416.2	1412.0	1410.3	1410.3	1409.5	1396.0	1375.7	1350.4	1315.8	1308.2	1286.2
25°	1479.5	1471.9	1474.5	1473.6	1471.9	1452.5	1423.0	1386.7	1339.4	1329.3	1300.6
27.5°	1554.6	1556.3	1555.5	1552.1	1547.0	1525.9	1483.7	1434.8	1375.7	1365.6	1328.4
30°	1633.1	1634.8	1639.9	1637.3	1634.0	1601.9	1549.6	1496.4	1424.7	1411.2	1365.6
32.5°	1724.3	1730.2	1734.4	1735.2	1721.7	1677.9	1616.2	1548.7	1472.8	1459.3	1402.7
35°	1829.8	1826.4	1834.0	1830.6	1807.0	1747.1	1671.1	1590.9	1513.3	1495.6	1434.8
37.5°	1936.1	1940.3	1932.7	1918.4	1881.3	1802.8	1709.1	1618.8	1532.7	1515.8	1452.5
40°	2039.1	2036.6	2018.8	1994.4	1938.6	1838.2	1730.2	1631.4	1539.4	1521.7	1456.7
42.5°	2115.9	2109.1	2082.1	2042.5	1970.7	1855.1	1736.1	1631.4	1535.2	1516.7	1450.8
45°	2149.6	2142.9	2116.7	2066.1	1980.8	1851.7	1726.0	1617.1	1520.9	1504.8	1439.0
47.5°	2149.6	2147.1	2118.4	2069.5	1978.3	1842.4	1710.8	1599.4	1506.5	1490.5	1428.9
50°	2132.8	2131.1	2105.8	2057.6	1969.9	1837.4	1706.5	1596.0	1505.7	1489.6	1433.1
52.5°	2189.3	2178.3	2152.2	2096.5	2001.1	1858.5	1727.6	1612.9	1525.9	1509.9	1451.7
55°	2877.2	2867.9	2735.4	2502.4	2258.5	2035.7	1845.0	1713.3	1625.5	1601.1	1558.9
57.5°	3989.5	3976.0	3840.2	3628.3	3208.9	2732.0	2358.1	2138.7	2015.5	1997.7	1972.4
60°	4441.1	4436.0	4378.6	4292.5	4133.9	3887.4	3539.7	3175.1	2891.5	2845.9	2849.3
62.5°	4700.2	4687.5	4659.7	4638.6	4584.6	4484.1	4419.1	4317.0	4179.4	4148.2	3950.7
65°	4845.4	4843.7	4858.9	4876.6	4873.2	4903.6	4936.5	5131.5	5360.2	5350.1	5141.6
67.5°	4629.3	4643.6	4723.0	4844.5	4972.0	5107.0	5358.5	5749.3	6032.0	6032.0	5848.9
70°	3327.9	3325.3	3536.3	3921.2	4263.8	4768.5	5231.9	5875.9	6338.4	6362.8	6168.7
72.5°	1994.4	2040.8	2170.7	2345.5	2636.6	3247.7	4109.4	5266.5	5912.2	5938.3	5706.2
75°	1401.0	1366.4	1361.4	1371.5	1421.3	1571.5	2045.8	3232.5	4285.8	4326.3	4101.8
77.5°	896.3	888.7	892.1	903.1	905.6	920.0	942.7	1108.2	1986.8	2180.9	2170.7
80°	773.1	770.6	771.4	758.7	734.3	725.0	753.7	730.9	709.8	739.3	698.8
82.5°	518.2	527.5	542.7	562.9	611.9	628.8	619.5	615.3	548.6	533.4	473.5
85°	384.0	379.0	384.9	384.9	372.2	359.5	368.8	359.5	318.2	297.9	263.3
87.5°	207.6	208.5	225.3	232.1	231.3	197.5	162.9	140.9	127.4	118.2	99.6
90°	0.0	0.0	0.0	0.0	0.0	0.0	0.0	0.0	0.0	0.0	0.0



REPORT NUMBER: P141238

CATALOG NUMBER: ECM-E03-LED-E1-SL4-8030

CANDELA DISTRIBUTION (continued):

	50°	55°	60°	65°	70°	75°	80°	85°	90°	95°	100°
0°	1452.5	1452.5	1452.5	1452.5	1452.5	1452.5	1452.5	1452.5	1452.5	1452.5	1452.5
2.5°	1448.3	1445.8	1446.6	1446.6	1445.8	1447.4	1444.9	1444.1	1444.9	1444.9	1444.9
5°	1433.9	1430.6	1430.6	1429.7	1428.0	1428.0	1424.7	1423.8	1422.1	1424.7	1423.0
7.5°	1413.7	1408.6	1404.4	1401.0	1399.3	1396.8	1392.6	1390.9	1389.2	1388.4	1386.7
10°	1389.2	1383.3	1374.9	1368.1	1364.7	1358.0	1352.9	1346.2	1346.2	1342.8	1339.4
12.5°	1359.7	1351.2	1342.8	1333.5	1327.6	1318.3	1309.9	1302.3	1296.4	1288.8	1283.7
15°	1330.1	1317.5	1308.2	1298.9	1287.9	1275.3	1265.1	1253.3	1242.4	1230.5	1227.2
17.5°	1298.1	1287.9	1279.5	1268.5	1256.7	1241.5	1228.0	1208.6	1195.1	1180.7	1169.8
20°	1277.0	1265.1	1255.9	1245.7	1233.1	1215.3	1197.6	1175.7	1155.4	1134.3	1118.3
22.5°	1266.0	1246.6	1238.1	1228.9	1216.2	1196.8	1176.5	1149.5	1124.2	1096.3	1071.0
25°	1270.2	1244.0	1227.2	1217.0	1206.1	1186.7	1160.5	1130.1	1101.4	1066.0	1037.3
27.5°	1288.8	1253.3	1227.2	1210.3	1198.5	1178.2	1151.2	1116.6	1082.0	1044.9	1010.3
30°	1313.2	1268.5	1234.8	1210.3	1192.6	1170.6	1141.1	1103.9	1066.0	1024.6	984.9
32.5°	1341.1	1286.2	1245.7	1212.0	1183.3	1155.4	1125.0	1086.2	1046.5	1002.7	963.8
35°	1363.0	1299.7	1253.3	1208.6	1170.6	1136.0	1100.6	1064.3	1024.6	983.2	941.9
37.5°	1375.7	1308.2	1253.3	1196.8	1150.4	1114.1	1076.9	1041.5	1003.5	963.0	926.7
40°	1380.8	1311.6	1248.3	1183.3	1129.3	1087.9	1053.3	1017.0	983.2	947.8	915.7
42.5°	1378.2	1309.0	1241.5	1170.6	1112.4	1067.6	1029.7	995.9	968.1	938.5	911.5
45°	1368.1	1300.6	1234.8	1164.7	1106.5	1060.9	1022.1	990.0	963.8	936.8	915.7
47.5°	1359.7	1297.2	1239.0	1179.1	1123.4	1076.9	1034.7	999.3	977.3	956.2	942.7
50°	1366.4	1306.5	1248.3	1191.7	1137.7	1090.4	1047.4	1014.5	1001.8	998.4	994.2
52.5°	1385.0	1325.9	1277.0	1237.3	1212.8	1195.1	1151.2	1143.6	1132.6	1126.7	1112.4
55°	1505.7	1481.2	1525.1	1573.2	1581.6	1634.8	1655.9	1657.6	1639.0	1573.2	1419.6
57.5°	1996.9	2057.6	2076.2	2187.6	2218.0	2194.4	2162.3	2160.6	2103.2	2016.3	1792.6
60°	2874.6	2842.6	2802.9	2730.3	2661.9	2588.5	2487.2	2409.6	2336.2	2202.8	1967.3
62.5°	3792.9	3513.5	3310.1	3101.7	2932.9	2785.2	2638.3	2513.4	2394.4	2209.6	1957.2
65°	4589.6	4020.8	3608.1	3294.9	3033.3	2817.2	2622.3	2451.8	2301.6	2070.3	1814.6
67.5°	5107.8	4290.0	3673.0	3205.5	2835.8	2560.7	2273.7	2004.5	1856.8	1670.3	1540.3
70°	5240.3	4100.1	3239.2	2640.0	2142.0	1813.7	1475.3	1181.6	1045.7	993.4	997.6
72.5°	4727.2	3240.9	2296.5	1679.5	1314.9	1042.3	847.4	651.6	508.9	427.1	416.9
75°	3088.2	1803.6	1090.4	759.6	604.3	481.1	379.0	319.0	275.1	222.0	185.7
77.5°	1167.2	687.0	489.5	399.2	295.4	205.9	160.4	135.0	124.1	120.7	108.9
80°	598.4	476.9	341.0	224.5	157.0	125.8	105.5	89.5	82.7	79.3	81.0
82.5°	403.4	300.5	188.2	135.0	108.9	93.7	74.3	62.5	55.7	54.9	59.1
85°	224.5	150.2	109.7	91.2	80.2	70.1	56.5	46.4	43.0	45.6	53.2
87.5°	70.1	69.2	49.8	40.5	42.2	36.3	27.0	20.3	20.3	26.2	37.1
90°	0.0	0.0	0.0	0.0	0.0	0.0	0.0	0.0	0.0	0.0	0.0



REPORT NUMBER: P141238

CATALOG NUMBER: ECM-E03-LED-E1-SL4-8030

CANDELA DISTRIBUTION (continued):

	105°	110°	115°	120°	125°	130°	135°	140°	145°	150°	155°
0°	1452.5	1452.5	1452.5	1452.5	1452.5	1452.5	1452.5	1452.5	1452.5	1452.5	1452.5
2.5°	1444.9	1446.6	1450.0	1447.4	1448.3	1449.1	1451.7	1455.0	1452.5	1450.8	1455.9
5°	1424.7	1424.7	1428.9	1427.2	1430.6	1433.9	1435.6	1441.5	1439.8	1438.2	1444.9
7.5°	1387.5	1388.4	1394.3	1392.6	1399.3	1400.2	1406.9	1412.0	1412.0	1415.4	1421.3
10°	1340.3	1340.3	1345.3	1346.2	1350.4	1353.8	1361.4	1370.6	1372.3	1378.2	1386.7
12.5°	1287.1	1285.4	1289.6	1289.6	1293.0	1297.2	1305.7	1316.6	1318.3	1327.6	1338.6
15°	1221.3	1218.7	1217.0	1218.7	1220.4	1221.3	1233.9	1244.9	1251.6	1261.8	1272.7
17.5°	1158.0	1148.7	1144.5	1144.5	1145.3	1145.3	1150.4	1163.0	1172.3	1188.3	1204.4
20°	1101.4	1085.4	1079.5	1066.0	1063.4	1057.5	1061.7	1076.1	1093.0	1105.6	1118.3
22.5°	1048.2	1031.4	1014.5	998.4	985.8	978.2	985.8	995.1	1001.0	1011.1	1014.5
25°	1007.7	979.9	956.2	930.9	917.4	910.7	909.8	909.0	903.9	902.2	902.2
27.5°	975.7	942.7	907.3	879.4	860.9	848.2	833.9	823.7	811.1	794.2	785.8
30°	948.6	913.2	874.4	841.5	817.8	793.4	763.8	741.0	718.2	698.0	680.3
32.5°	924.2	887.9	849.9	815.3	774.8	732.6	695.4	668.4	628.8	601.8	579.0
35°	905.6	869.3	833.9	788.3	732.6	678.6	630.5	590.8	550.3	514.8	484.5
37.5°	892.1	861.7	823.7	762.1	692.1	627.1	576.4	529.2	481.1	433.0	395.0
40°	887.9	861.7	813.6	733.4	653.2	583.2	525.0	466.7	413.6	362.1	323.2
42.5°	890.4	862.6	797.6	708.1	621.2	545.2	479.4	411.9	348.6	293.7	254.9
45°	899.7	862.6	780.7	680.3	591.6	510.6	432.1	351.9	278.5	234.6	217.7
47.5°	927.5	868.5	767.2	660.0	565.5	472.6	379.0	287.8	225.3	206.8	206.8
50°	970.6	886.2	765.5	644.8	535.9	428.7	313.1	227.0	199.2	198.3	203.4
52.5°	1044.0	917.4	773.9	634.7	504.7	369.7	243.9	195.8	189.9	195.0	202.6
55°	1186.7	972.3	785.8	616.1	452.4	289.5	200.0	185.7	188.2	194.1	200.9
57.5°	1447.4	1082.8	798.4	576.4	366.3	219.4	181.5	182.3	186.5	192.4	198.3
60°	1627.2	1219.6	823.7	509.8	272.6	181.5	173.9	180.6	185.7	189.9	195.0
62.5°	1642.4	1269.4	842.3	434.7	202.6	165.4	167.1	177.2	184.0	185.7	188.2
65°	1551.3	1205.2	789.1	358.7	168.0	157.0	162.9	172.2	178.9	179.8	182.3
67.5°	1352.1	1071.0	673.5	272.6	153.6	151.1	157.8	163.7	168.8	173.0	176.4
70°	1047.4	874.4	541.8	211.8	142.6	141.8	147.7	154.5	159.5	163.7	168.8
72.5°	552.0	621.2	403.4	169.6	130.8	131.7	137.6	143.5	146.9	151.1	156.1
75°	171.3	263.3	249.0	135.9	116.5	119.8	123.2	128.3	134.2	136.7	139.3
77.5°	101.3	107.2	130.0	106.3	101.3	103.8	108.0	112.3	116.5	119.8	122.4
80°	81.9	83.6	84.4	84.4	84.4	87.8	91.2	97.1	100.4	102.1	103.0
82.5°	64.1	68.4	69.2	67.5	70.1	73.4	75.1	78.5	79.3	81.0	82.7
85°	53.2	52.3	54.0	54.9	51.5	51.5	49.8	49.8	53.2	59.1	59.9
87.5°	41.4	36.3	29.5	27.9	26.2	24.5	22.8	22.8	23.6	27.0	29.5
90°	0.0	0.0	0.0	0.0	0.0	0.0	0.0	0.0	0.0	0.0	0.0



REPORT NUMBER: P141238

CATALOG NUMBER: ECM-E03-LED-E1-SL4-8030

CANDELA DISTRIBUTION (continued):

	160°	165°	170°	175°	180°
0°	1452.5	1452.5	1452.5	1452.5	1452.5
2.5°	1455.9	1455.0	1456.7	1459.3	1457.6
5°	1445.8	1445.8	1449.1	1451.7	1450.0
7.5°	1425.5	1426.3	1431.4	1434.8	1433.1
10°	1393.4	1395.1	1401.0	1406.1	1408.6
12.5°	1345.3	1351.2	1358.8	1363.9	1363.9
15°	1284.6	1293.8	1302.3	1309.9	1305.7
17.5°	1215.3	1226.3	1237.3	1241.5	1237.3
20°	1131.8	1132.6	1139.4	1143.6	1141.9
22.5°	1017.9	1014.5	1017.9	1019.5	1022.1
25°	901.4	895.5	892.1	897.2	899.7
27.5°	782.4	773.9	776.5	770.6	763.8
30°	666.8	659.2	649.9	647.3	651.6
32.5°	564.6	545.2	537.6	523.3	529.2
35°	456.6	437.2	418.6	413.6	410.2
37.5°	368.0	344.3	321.6	314.0	312.3
40°	287.8	268.4	253.2	249.0	247.3
42.5°	233.8	225.3	222.8	222.8	223.7
45°	213.5	214.4	216.9	218.6	219.4
47.5°	209.3	212.7	216.1	219.4	220.3
50°	209.3	211.8	214.4	217.7	218.6
52.5°	207.6	210.2	211.0	212.7	214.4
55°	205.9	206.8	206.8	207.6	209.3
57.5°	201.7	202.6	200.9	201.7	205.1
60°	197.5	198.3	196.6	198.3	199.2
62.5°	191.6	191.6	190.7	191.6	192.4
65°	184.8	182.3	184.0	183.1	184.0
67.5°	176.4	173.0	172.2	172.2	173.0
70°	164.6	162.0	161.2	162.9	164.6
72.5°	150.2	151.9	154.5	157.0	161.2
75°	140.1	142.6	146.0	154.5	160.4
77.5°	125.8	124.9	128.3	137.6	146.0
80°	104.7	105.5	104.7	107.2	108.9
82.5°	80.2	79.3	76.8	76.8	75.1
85°	56.5	54.0	50.6	49.8	49.0
87.5°	28.7	30.4	27.9	25.3	25.3
90°	0.0	0.0	0.0	0.0	0.0

(END OF REPORT)